

CASCADE


2000 SERIES

W I N D O W S

FRAMING LIFE'S MOMENTSSM



Cascade Windows focus is the design and manufacture of high quality, innovative window products. The 2000 Series is designed and built for long term performance using the finest materials available providing the features and benefits required by discriminating homeowners. Each Cascade Windows product is custom manufactured to your exact specifications for a perfect fit whether replacing your existing windows or installing them in your new home. Cascade Windows 2000 Series include multi-chambered extrusions to provide increased insulating efficiency. Heat fusion welded corners on both master frames and sashes provide maximum strength. Cascade Windows Sealed Insulated Glass (SIG) system is designed to maximize thermal efficiency. Unique matching, craftsman beveled exterior designs offer continuity while creating elegant classic lines.



2000 SERIES

Vertical Single Hung, Horizontal Single Slider, Picture Window, Architectural Shapes, Combinations, Bays & Bows

FEATURES

- All frames and sashes are multichambered hollow wall designs for improved strength, durability and thermal efficiency.
- All frames have matching craftsman-beveled exteriors that add beauty plus performance by diverting water away from the center of the window.
- Heat fusion welded corner construction for maximum rigidity to form square durable assemblies that eliminate air and water penetration.
- Metal reinforced meeting and interlock sash rails eliminate distortion. Both lock and receiver secured into metal reinforcing for added security.
- 3" frame can be used in replacement and new construction (2-3/4" installation).
- 7/8" overall IG system with non-metal "Warm Edge" spacer system with dual seals reduces condensation, improves longevity and performance.
- Built-in lift rail on sashes for ease of operation.
- Vertical slider constant-force balance hardware offers smooth, trouble-free operation and sash tilt feature.
- Horizontal sliders include dual tandem 316 Stainless Steel roller sets with self-cleaning raised roller track.
- Operable windows include 1/2 screen with full lift rail (two screens on three lights).
- All windows feature offset drainage system with one way covers.

GLAZING OPTIONS

- Low-E spectrally selective high performance glass.
- Enhanced performance tint glass.
- Multiple decorative pattern and obscure glass options.
- Internal muntins or grids (between the glass) in a variety of styles and patterns.

COLORS

White and Beige only.


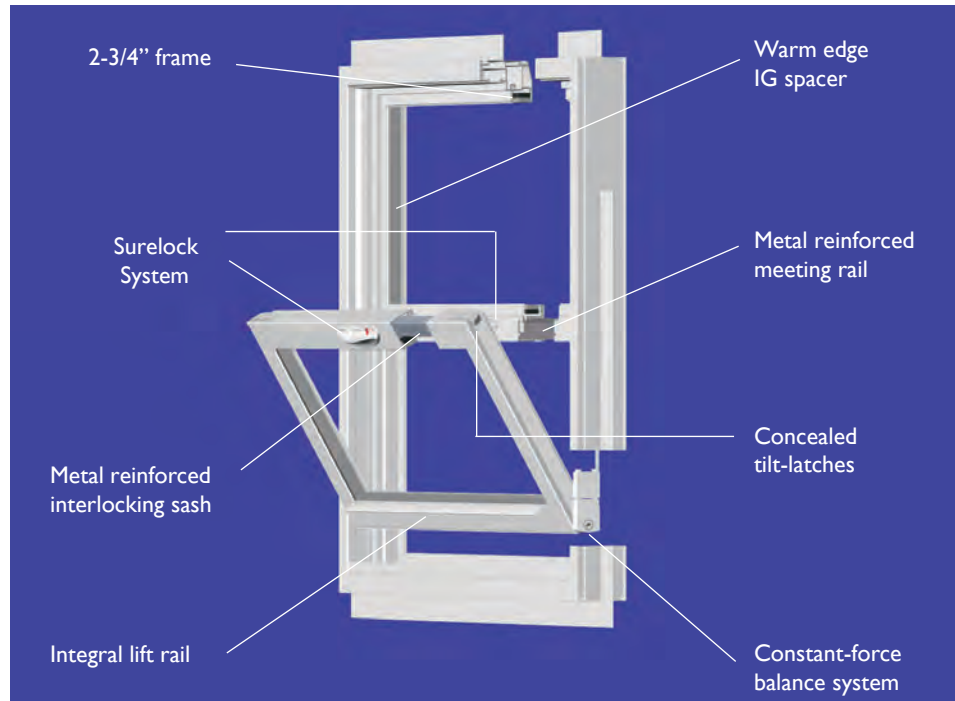
TESTING

U Value	NFRC 100-91
SHGC	NFRC 200
VT	NFRC 200
Air Infiltration	AAMA/NFRC I.S.2-97
Water Infiltration	AAMA/NFRC I.S.2-97
Structural Rating	AAMA/NFRC I.S.2-97
Forced Entry	CAWM 301-90, CMBS01-79

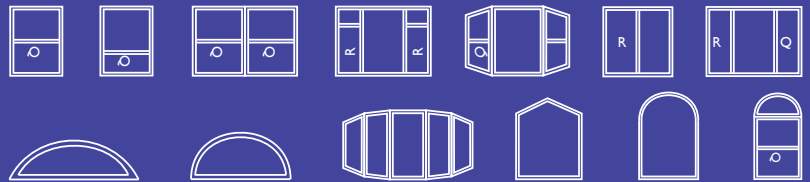
WARRANTY

Each vinyl window product is guaranteed for the lifetime of the original homeowner. Please refer to actual warranty (available upon request) for details and transferability.

2600 SH



STYLES AND SHAPES LIMITED ONLY BY YOUR IMAGINATION.



CASCADE

WINDOWS



CUSTOM MANUFACTURED BY:
 Cascade Windows
 800-442-8544
 www.cascadewindows.com

Authorized Dealer: